

KIDCLOT©
Kids
Informed
Decrease

Complications
Learning
On
Thrombosis

CVL Clots

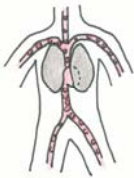


A **blood clot** is when your blood changes from a **liquid** to a **solid**.

This is usually a good thing but sometimes is a bad thing.

A blood clot is a good thing because it stops the bleeding when you cut or hurt yourself.

Have You Had a Bad Blood Clot?



The **bad clots** form in the pipes that carry the blood back to the heart. These **blue pipes** are called **veins (v-ay-ns)**.

Arteries (ar-ter-ees) are the **red pipes**. **Arteries** carry the blood from your heart to your body.

What is a CVL?

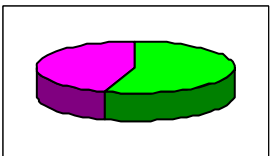


An IV is used to give you the medicine and fluids you need to help you get better. IVs are put in small veins and fall out easily. They need to be replaced often.

What does this mean?

When you have a **CVL** tube in your vein, the **blood** has only a little room to get through around the tube. This means the **blood** around the tube flows **slower** than it usually does. When the **blood** flows **slower**, there is a higher chance you will get a **bad blood clot**.

When you need an IV for more than a few days **Central Venous (vee-nus) Lines (CVLs)** are used instead. **CVLs** are small tubes that are put into one of your big veins so that they can stay in place for a longer time.



Four or five of every ten kids with a **CVL** will get a **bad blood clot** because of it.



For some kids, the doctors have to use a **CVL**. If you have a CVL it is because you can't get better without one.

Doctors do not know how to stop your body from making **bad blood clots** when you have a **CVL**. Someday, doctors hope to be able to make sure no kids get **bad blood clots** when they have **CVLs**.



You can learn more about what can happen after you have a **bad blood clot** on the sheet called **Post Thrombotic Syndrome**.

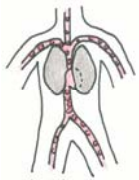
If you have any difference in your blood clotting system, you may need medicine to prevent blood



Preventing Blood Clots!

Have You Had a Bad Blood Clot?


The **bad clots** form in the pipes that carry the blood back to the heart. These **blue pipes** are called **veins (v-ay-ns)**.



Arteries (ar-ter-ees) are the **red pipes**. **Arteries** carry the blood from your heart to your body.

If you have had a bad blood clot and you are in any of the situations pictured in the **bubble**




your  may give you a small amount of medicine called a blood thinner so that your body will not make another clot when it does not need one.



How Does a Blood Thinner Work?

A blood thinner slows down the time it takes for your blood to make a clot. The blood thinner helps **S**, **C** and **AT** slow down the dominoes when they fall. This means it will take longer for your blood to make a clot. If you cut yourself when you are taking a blood thinner, it takes about 2-3 times longer for you to stop bleeding.



'An-ti' means against, 'co-ag' means clot, "anticoagulant" is a blood thinner.

Did the Doctors Operate to Help your Heart Work Better?

OR

Some children have hearts that are not able to pump the blood through the pipes of their bodies.

The surgeon operates to fix their heart. Sometimes when a heart is fixed, it may be more likely to make a blood clot when it shouldn't.

Your doctor may give you a small amount of medicine called a blood thinner so that your heart will not make a clot when it shouldn't.



Important Things To Know If You are Taking a Blood Thinner

1. Blood thinners will cause you to **bruise** and may cause **bleeding**.
2. You **must** wear a **helmet** when you are riding a bike, roller-blading, skateboarding or skiing.
3. If you fall and hit your head, you must tell your mom or dad.
4. If you cut yourself, hold the cut tight for 10 minutes.
5. If you are having any surgery that may cause bleeding tell your doctor or nurse who helps you with your blood thinner.

